



ಬೃಹತ್ ಬೆಂಗಳೂರು ಮಹಾನಗರ ಪಾಲಿಕೆ
Bruhat Bengaluru Mahanagara Palike



BBMP COVID-19 WAR ROOM 10.02.2023

BBMP / COVID-19 WAR ROOM / BULLETIN – 1054/ 10.02.2023 / #BBMPfightsCOVID19



OVERVIEW OF COVID-19 IN BENGALURU

CASE TRENDS ACTIVE CASES **68**

<u>Confirmed Cases</u>	<u>Recovered Cases</u>	<u>Death Cases</u>
21 18,77,653 [#]	25 18,60,594 [#]	0 16,991 [#]

HOSPITALIZATION **10**

<u>ICU – V</u>	<u>ICU</u>	<u>HDU</u>	<u>General</u>
-	2	-	8

INCLUDES GOVT. QUOTA AND PRIVATE WALK-IN HOSPITALIZATION

VACCINATION **106** 2,06,93,358[#]

<u>First Dose</u>	<u>Second Dose</u>	<u>Precaution Dose</u>
10 96,89,100 [#]	18 95,10,533 [#]	78 14,93,725 [#]

TRIAGING

MTU
5

Tele Triage
14

ACTIVE CZs

0

MCZs (< 5 cases)
0

Clusters (> 5 cases)
0

TESTING **867** 3,21,69,037[#]

<u>RAT</u>	<u>RTPCR</u>
151	716

Positivity : 1.37%
*FOR LAST 7 DAYS

: indicates cumulative numbers till date



ABSTRACT OF COVID-19 SCENARIO IN BENGALURU



	MALE			FEMALE			TRANSGENDER			TOTAL		
	Last 24 Hours	Last 7 Days	Cumulative	Last 24 Hours	Last 7 Days	Cumulative	Last 24 Hours	Last 7 Days	Cumulative	Last 24 Hours	Last 7 Days	Cumulative
Positive Cases	12	60	11,07,131	9	40	7,70,326	0	0	196	21	100	18,77,653
Recovered Cases	15	79	10,94,767	10	71	7,64,697	0	0	187	25	150	18,60,594
Death Cases	0	0	10,761	0	0	6,226	0	0	4	0	0	16,991
Total Tests Done	In Last 24 hrs. : 867			In last 7 days : 7,308			Cumulative : 3,21,69,037					
Vaccine Doses Administered	In Last 24 hrs. : 106			In last 7 days : 6,577			Cumulative : 2,06,93,358					
ACTIVE CASES									68			

*Covid deaths occurred today : 00 | Covid deaths occurred beyond last 24hrs., reported today : 00

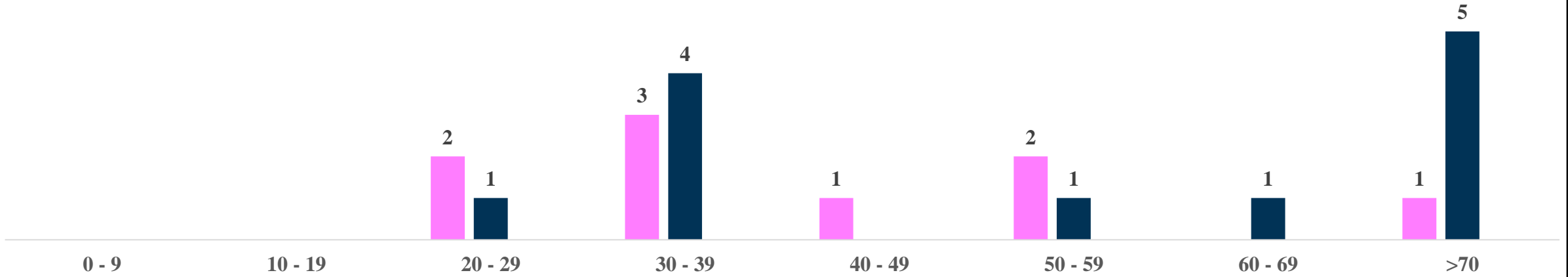


LAST 24 HOURS AGE GROUP AND GENDER WISE DISTRIBUTION

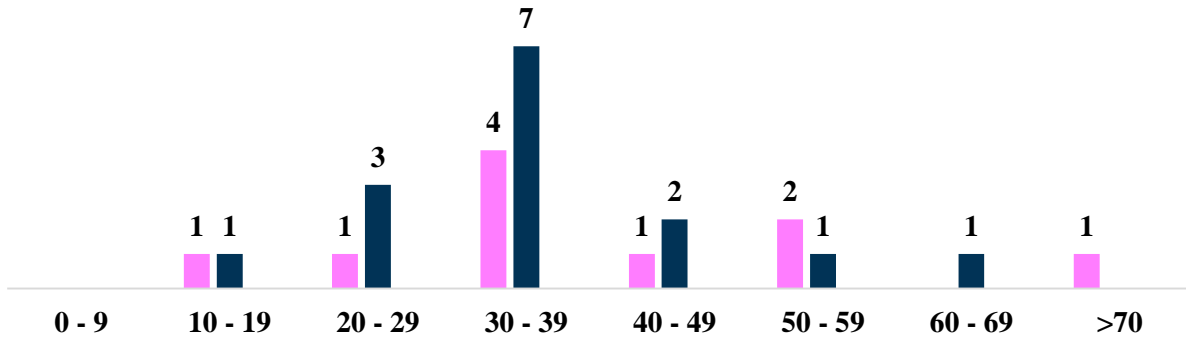


Positive Cases : 21

Female Male Transgender



Recovered Cases : 25



Death Cases : 0

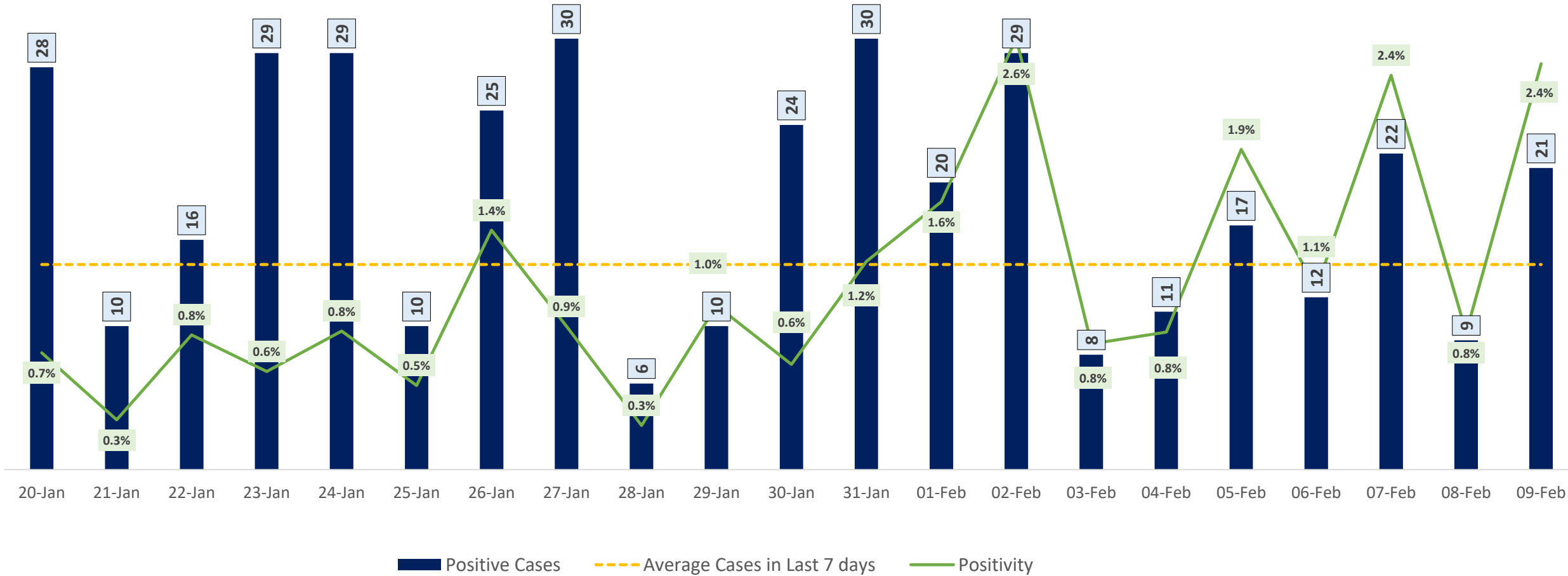
0 to 9 10 to 19 20 to 29 30 to 39 40 to 49 50 to 59 60 to 69 >=70



POSITIVITY RATE OF BENGALURU – LAST 21 DAYS



Average Cases in Last 7 days : 14

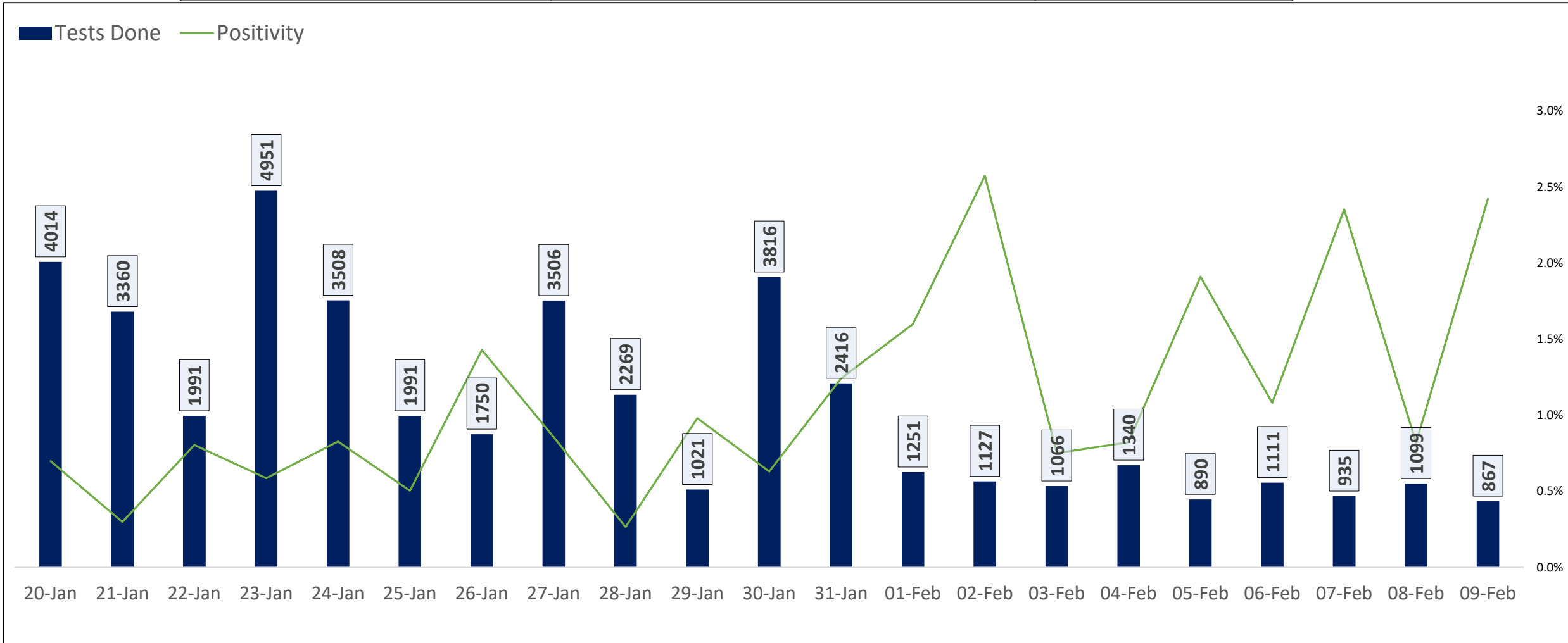




TESTING TRENDS IN BENGALURU

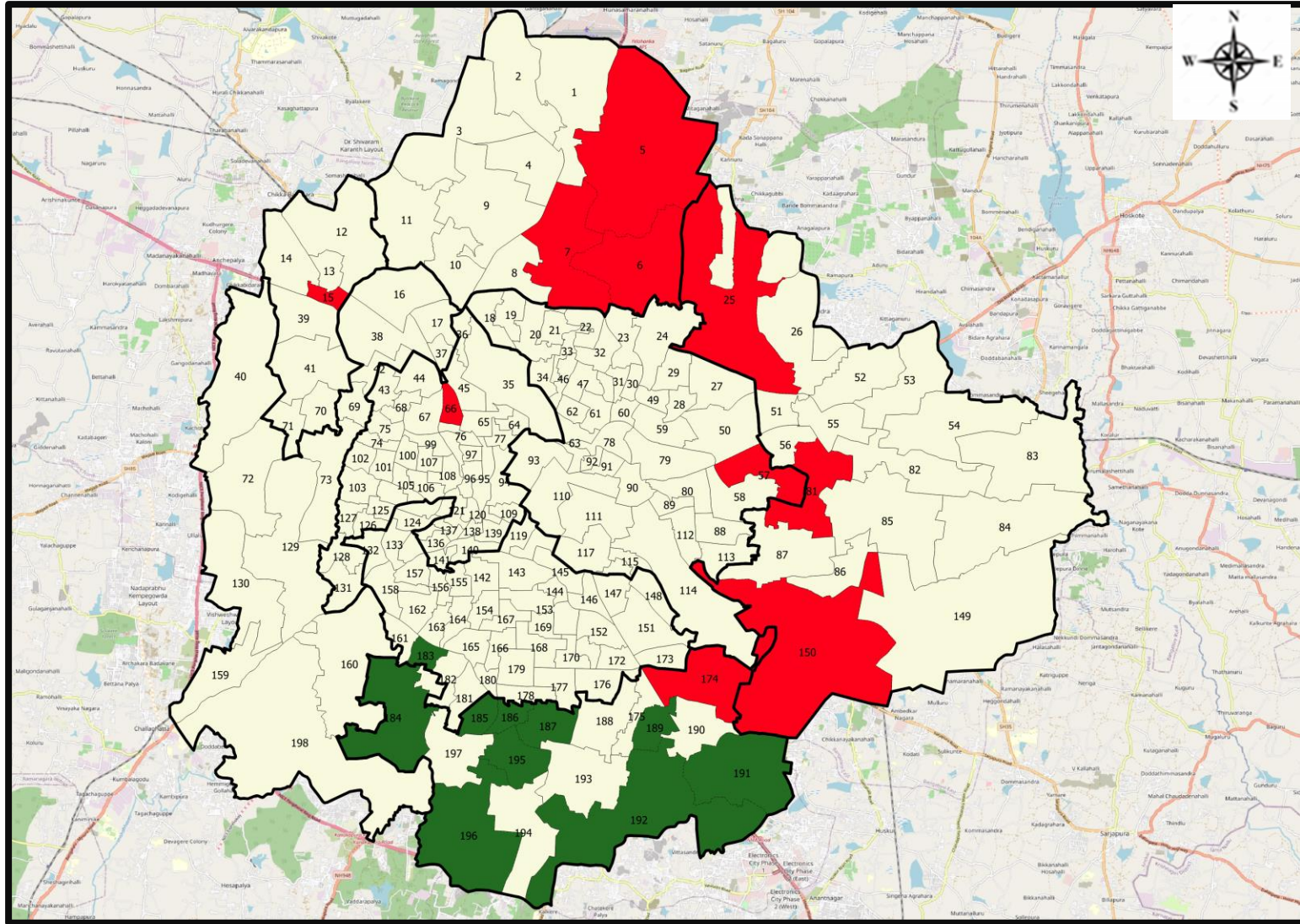


Total Test Conducted Till Date	Test Conducted Last 24 hours	Last 7 Days Average
3,21,69,037	867	1,044





BENGALURU URBAN MAP SHOWING TREND OF POSITIVE CASES IN LAST 7 DAYS



Top 10 wards reporting highest number of positive cases in last 10 days

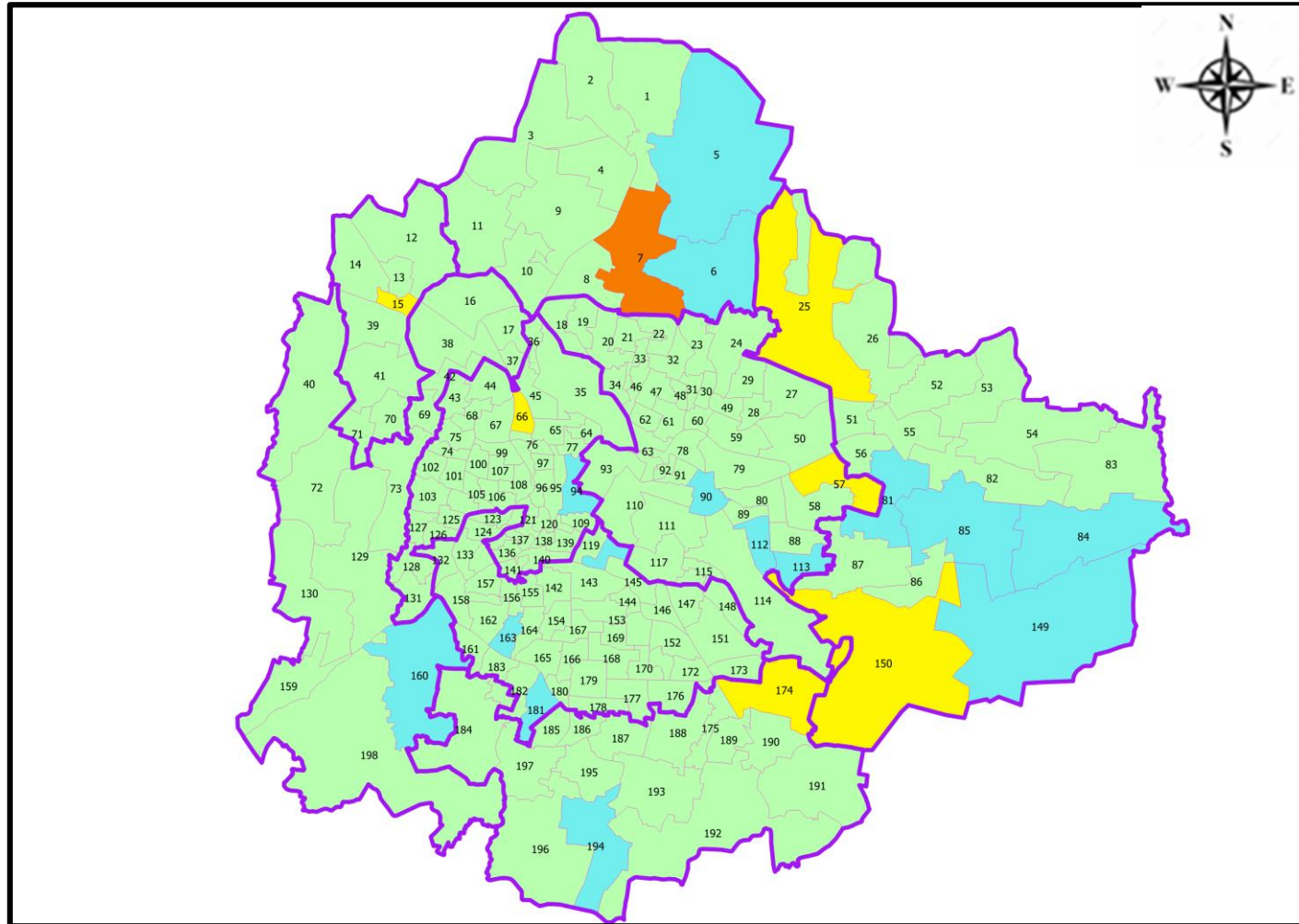
Ward No.	Ward Name	Daily Cases Average
7	Byatarayanapura	1
150	Bellanduru	1
15	T Dasarahalli	1
25	Horamavu	1
57	CV Raman Nagar	1
66	Subramanya Nagar	1
174	HSR Layout	1
5	Jakkuru	1
6	Thanisandra	1
81	Vijnana Nagar	1







Top 10 wards reporting least number of positive cases in last 7 days

Ward No.	Ward Name	Daily Cases Average
196	Anjanapura	0
195	Konanakunte	0
192	Begur	0
191	Singasandra	0
189	Hongasandra	0
187	Puttenahalli	0
186	Jaraganahalli	0
185	Yelchenahalli	0
184	Uttarahalli	0
183	Chikkalsandra	0



BENGALURU MAP SHOWING INTENSITY OF POSITIVE CASES IN LAST 7 DAYS



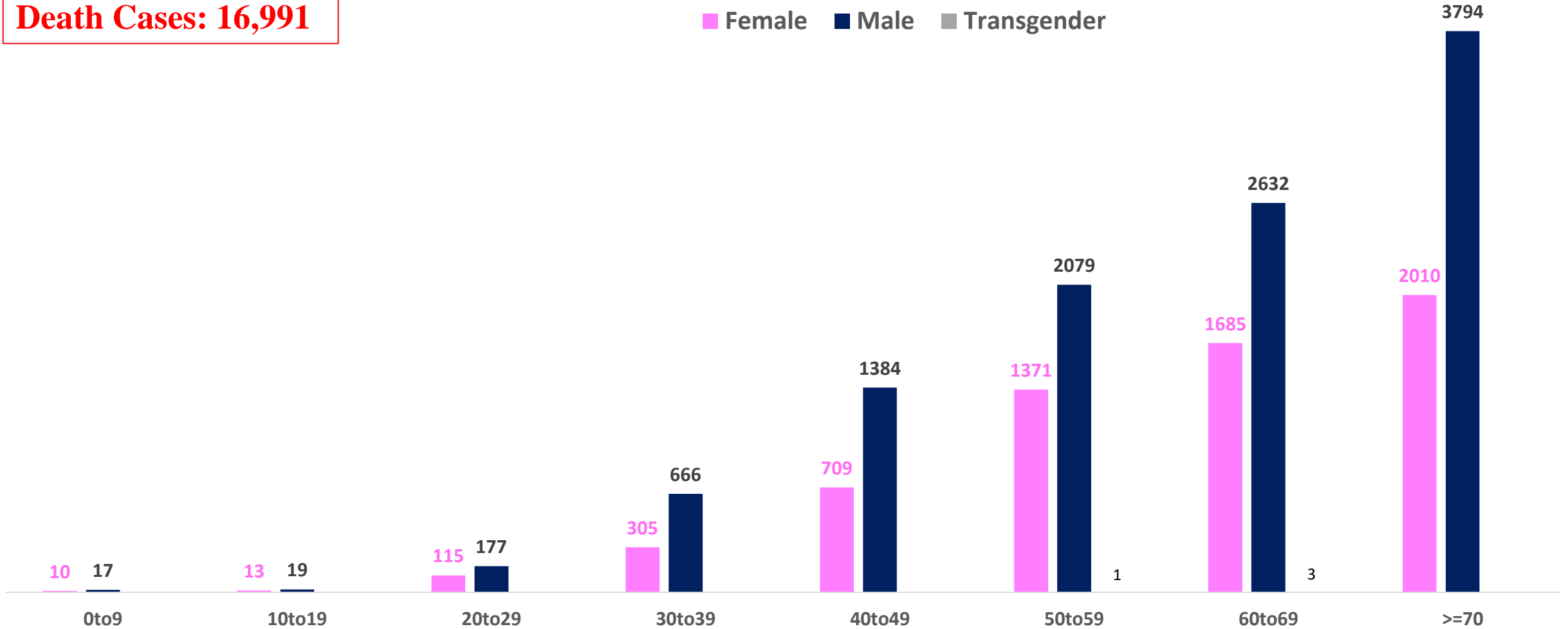
-  **Level 1 : 0 to 1 Cases**
-  **Level 2 : 1 to 3 Cases**
-  **Level 3 : 3 to 5 Cases**
-  **Level 4 : 5 to 10 Cases**
-  **Level 5 : More than 10 Cases**
-  **Zone Boundaries**



AGE AND GENDER WISE DISTRIBUTION OF DEATH CASES



Death Cases: 16,991





COVID-19 SCENARIO IN BENGALURU AND OTHER METROPOLITIAN CITIES



CITY NAME	Positive Cases	Active Cases	Recovered	Deceased	Vaccine Doses Administered
New Delhi	20,07,377	10	19,80,845	26,522	3,73,17,328
Bengaluru*	18,77,653	68	18,60,594	16,991	2,37,78,980
Mumbai	11,54,329	12	11,34,570	19,747	2,21,34,555
Chennai	7,93,255	9	7,84,175	9,071	1,13,96,462

Source : <https://dashboard.cowin.gov.in/> at 5:00pm (10.02.2023)
Source : <https://www.covid19bharat.org/> at 5:00pm (10.02.2023)

*includes BBMP & Bengaluru Urban



SNAPSHOT OF COVID-19 CASES IN BENGALURU URBAN



**Total Wards With
0 Cases* :
140**

**Tests Conducted
on 09.02.2023:
867**

**Recovery
Rate*:
99.09%**

**Total
Active Cases :
68**

**Total Vaccinated
on 09.02.2023:
106**

**Positivity
Rate* :
1.37%**

**Active
Rate*:
0.00%**

**Case
Fatality Rate* :
0.00%**





*Total positive cases In the past 7 days

*CFR and positivity is for Past 7 days



ಬೃಹತ್ ಬೆಂಗಳೂರು ಮಹಾನಗರ ಪಾಲಿಕೆ
Bruhat Bengaluru Mahanagara Palike



Download BBMP Bulletin	https://apps.bbmpgov.in/covid19/mediabulletin.php
To register for vaccination :	https://selfregistration.cowin.gov.in/
BBMP COVID19 Dashboard:	https://apps.bbmpgov.in/covid19/
Follow us on:	 www.facebook.com/bbmp.comm1/
	 twitter.com/BBMPCOMM
	  BBMPSplHealth

Issued by:

Honorable Chief Commissioner, BBMP
Special Commissioner Health, BBMP
MD, Bengaluru Smart City Limited

THANK YOU !

